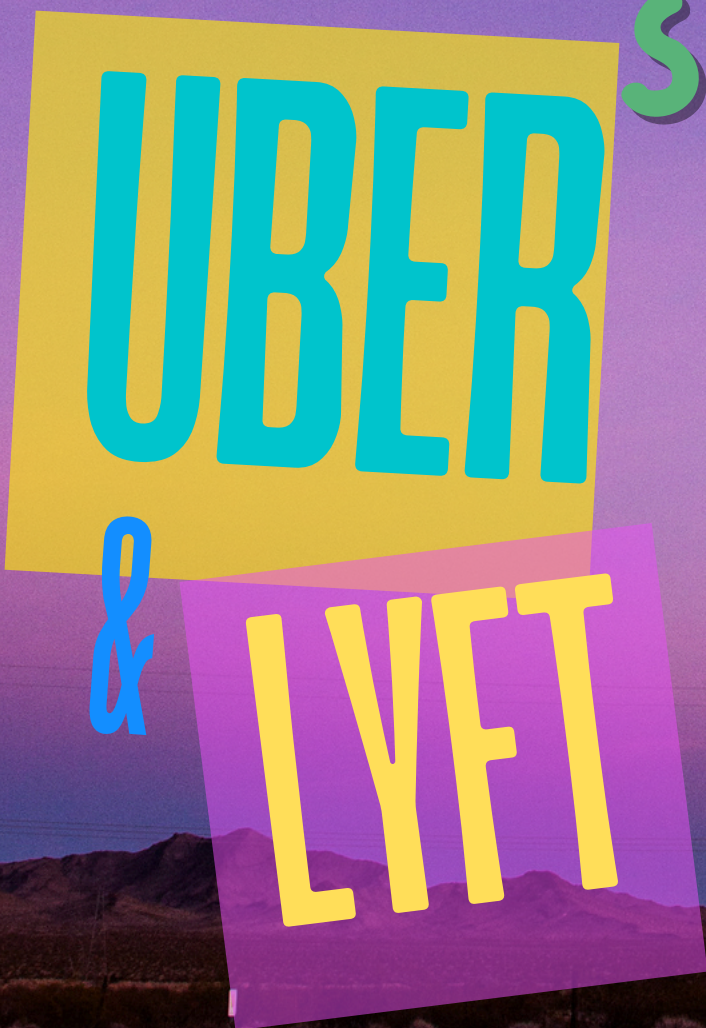




THE CIRCLE

www.sesgeorgiaworks.com

HAVE YOU
EVER
CONSIDERED, RIDE
SHARING?



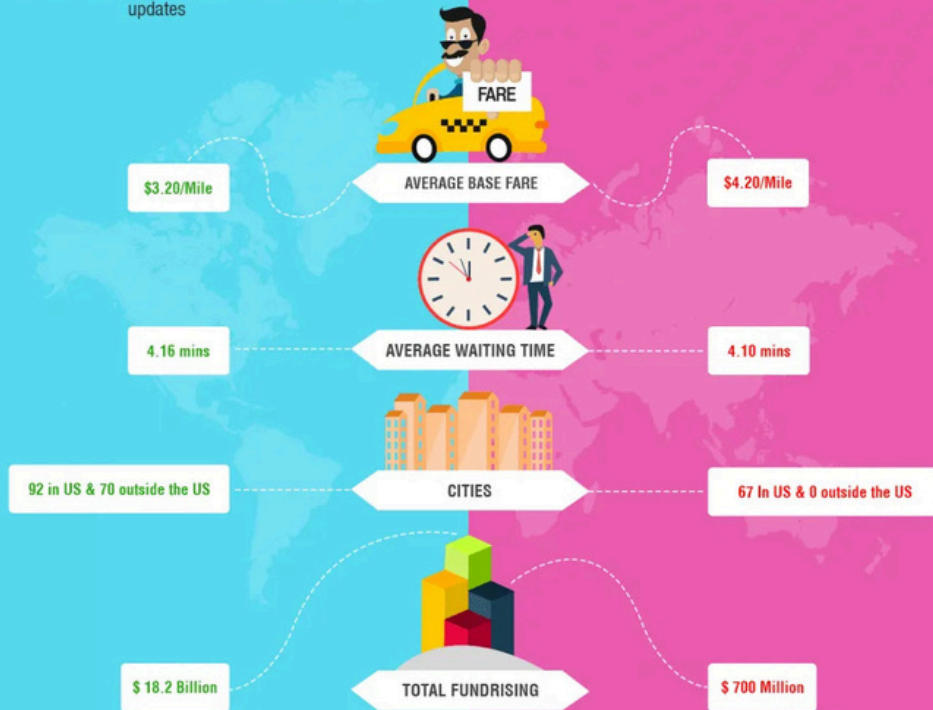
Key Difference Between Uber & Lyft

UBER

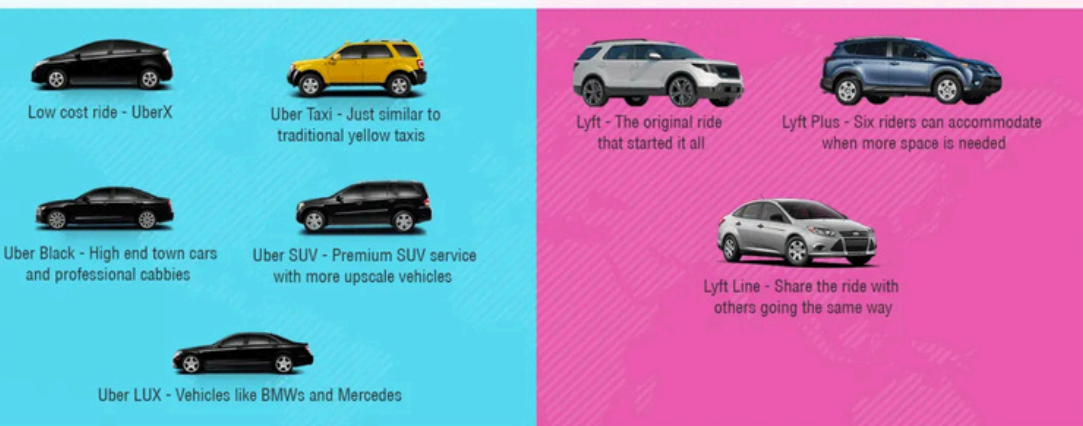
The 5 year old car service company was started with luxury car service in US and later expanded to other cities. Uber also experimented with carpooling features and made other updates

LYFT

It is an US based company started as ride sharing service at lowest cost. Lyft has become a huge rival company for Uber.



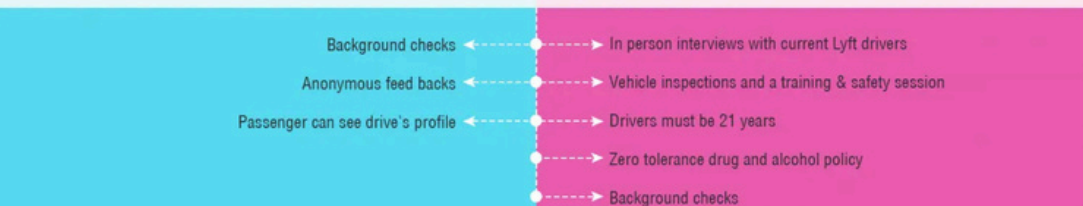
TYPES OF SERVICES



PAYMENTS



SAFETY



KEY STEPS TO USE BOTH APPS:

- DOWNLOAD THE **UBER** OR **LYFT** APP FROM YOUR APP STORE.
- CREATE AN ACCOUNT: SIGN UP WITH YOUR **EMAIL** AND **PHONE NUMBER**.
- **ENABLE LOCATION** SERVICES BY ALLOWING THE APP TO ACCESS YOUR PHONE'S LOCATION.
- ENTER YOUR DESTINATION: TYPE WHERE YOU WANT TO GO IN THE "**WHERE TO?**" BOX.
- SELECT RIDE TYPE: CHOOSE THE TYPE OF VEHICLE YOU WANT BASED ON YOUR NEEDS (UBER-X, LYFT STANDARD, UBER-XL).
- CONFIRM PICKUP LOCATION: CHECK THAT THE APP IS PICKING YOU UP FROM THE CORRECT LOCATION.
- REQUEST RIDE: TAP "**REQUEST**" TO FIND A DRIVER.
- TRACK DRIVER: SEE YOUR DRIVER'S LOCATION ON THE MAP AND ESTIMATED ARRIVAL TIME.
- VERIFY DRIVER DETAILS: BEFORE GETTING IN, CHECK THE DRIVER'S NAME, CAR MODEL, AND LICENSE PLATE MATCHES THE APP INFORMATION.
- PAY AFTER THE RIDE: PAYMENT IS AUTOMATICALLY PROCESSED THROUGH YOUR LINKED PAYMENT METHOD.
- RATE YOUR DRIVER: GIVE FEEDBACK ON YOUR EXPERIENCE BY RATING THE DRIVER IN THE APP.